

# Amarr® Classica®

## Premium Steel Carriage House Garage Doors



Northampton design with Madeira windows in Walnut with Canterbury handles and hinges

**Looks can be deceiving.** From a distance, you see wood. Up close, it's sturdy, durable, low-maintenance steel. The Amarr Classica collection of carriage house doors. Precision-shaped doors in fresh, clean, classic carriage house styles that go up and down like traditional garage doors. Three-section tall designs, instead of four, help deliver a more authentic carriage house look. Deception never looked so good.



Santiago design with Madeira windows in True White/Gray with Blue Ridge handles and hinges

Bordeaux with Jardin Windows (B75)



Cortona with Closed Square (C2)



Tuscany with Closed Arch (T1)



Valencia with Seine Windows (V8)




Lucern with Thames Windows (L10)




### PANEL DESIGNS


L1 • LUCERN CLOSED ARCH




T1 • TUSCANY CLOSED ARCH



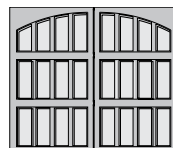
S1 • SANTIAGO CLOSED ARCH



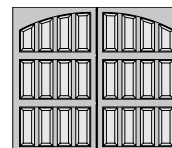
V1 • VALENCIA CLOSED ARCH




N1 • NORTHAMPTON CLOSED ARCH



B1 • BORDEAUX CLOSED ARCH



C2 • CORTONA CLOSED SQUARE



Illustrations shown are for standard door sizes of 8', 9', 16', and 18' wide and 7' and 8' tall. Check [amarr.com](http://amarr.com) for odd width and height door illustrations.

# Amarr® Classica®

## Construction



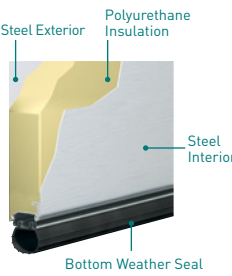
### CL1000 Single-Layer: Steel



### CL2000 Double-Layer: Steel + Insulation



### CL3000 Triple-Layer: Steel + Insulation + Steel



## Specifications



	AMARR CLASSICA CL1000	AMARR CLASSICA CL2000	AMARR CLASSICA CL3000
<b>PANEL DESIGNS</b>			
Carriage House	7 Designs	7 Designs	7 Designs
<b>INSULATION</b>		Polystyrene <sup>1</sup>	Polyurethane
<b>R-VALUE<sup>2</sup></b>		6.64	13.35
<b>ENERGY EFFICIENCY</b>		Better	Best
<b>QUIET OPERATION</b>		Better	Best
<b>DOOR THICKNESS</b>	2" (5.1cm)	2" (5.1cm)	2" (5.1cm)
<b>INSULATED GLASS OPTION</b>			Clear Only
<b>WIND LOAD<sup>3</sup> AVAILABLE</b>	•	•	•
<b>PAINT FINISH WARRANTY<sup>4</sup></b>	Lifetime	Lifetime	Lifetime
<b>WORKMANSHIP/HARDWARE WARRANTY<sup>4</sup></b>	3 Years	5 Years	Lifetime

<sup>1</sup> Insulation has passed self-ignition, flame spread and smoke developed index fire testing.

<sup>2</sup> Calculated door section R-value is in accordance with DASMA TDS-163.

<sup>3</sup> It is your responsibility to make sure your garage door meets local building codes.

<sup>4</sup> For complete warranty details, visit [amarr.com](http://amarr.com) or contact your local Amarr dealer.

## Colors

Amarr steel doors are pre-painted; for custom colors, exterior latex paint must be used. Visit [amarr.com](http://amarr.com) for instructions on painting. Actual paint colors may vary from samples shown.

TRUE WHITE (TW) | ALMOND (AL) | WICKER TAN (WK) | SANDTONE (ST) | GOLDEN OAK (OK)† | WALNUT (NT)† | MAHOGANY (MY)†

TERRATONE (TT) | CHARCOAL GRAY (EF) Winter 2018 | DARK BROWN (DN) | BLACK (BL)†

Amarr Color Zone! Over 500 factory-applied colors. Visit a Sherwin-Williams store to select the SnapDry™ paint color of your choice.

† Price upcharge applies.

## TWO-TONE PAINT OPTIONS†

PANEL	BASE DOOR					
	TRUE WHITE	ALMOND	WICKER TAN	SANDTONE	TERRATONE	DARK BROWN
TRUE WHITE	True White	Almond	Wicker Tan	Sandtone	Terratone	Dark Brown
ALMOND	True White	Almond	Wicker Tan	Sandtone	Terratone	Dark Brown
WICKER TAN	True White	Almond	Wicker Tan	Sandtone	Terratone	Dark Brown
SANDTONE	True White	Almond	Wicker Tan	Sandtone	Terratone	Dark Brown
TERRATONE	True White	Almond	Wicker Tan	Sandtone	Terratone	Dark Brown
DARK BROWN	True White	Almond	Wicker Tan	Sandtone	Terratone	Dark Brown
HUNTER GREEN	True White	Almond	Wicker Tan	Sandtone	Terratone	Dark Brown
GRAY	True White	Almond	Wicker Tan	Sandtone	Terratone	Dark Brown

## ENTRE/MATIC

Entrematic  
165 Carriage Court  
Winston-Salem, NC 27105  
800.503.DOOR  
[www.amarr.com](http://www.amarr.com)



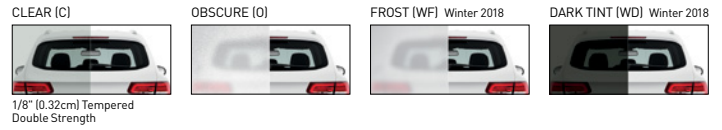
Door specifications and technical data subject to change without notice.

Entrematic, Amarr and Classica as words and logos are trademarks owned by Entrematic Group AB or other companies within the Entrematic group.


Sectional door products from Entrematic may be the subject of one or more U.S. and/or foreign, issued and/or pending, design and/or utility patents.

©Entrematic Group AB 2017. All rights reserved. Printed in USA Form #6031117/35M/GVS

## Glass Options



## Top Sections



\*Window insert shown on Clear glass. Design also available with Obscure, Frost or Dark Tint glass.  
†Tempered obscure glass with baked-on ceramic design. Design visibility varies due to lighting.

## Decorative Hardware

